



Lighting Designer: Kyle Wurtz
 Assistant Lighting Designer: Robert Kaylor
 Head Electrician: Trinity Nett

Tryon Festival Theatre
 Dance @ Illinois
 HE Contact: Redacted


Channel	Position	U#	Type & Acc & Load	Purpose	VWFCpt	Clr & Gbo	Dm Address
(1)	Ceiling Slot 2	16	ETC Source4 10deg 575w	WARM FL	F1	R302+ R132	201
(2)	Ceiling Slot 2	11	ETC Source4 10deg 575w	WARM FL	F2	R302+ R132	206
(3)	Ceiling Slot 2	8	ETC Source4 10deg 575w	WARM FL	F3	R302+ R132	209
(4)	Ceiling Slot 2	6	ETC Source4 10deg 575w	WARM FL	F4	R302+ R132	211
(5)	Ceiling Slot 2	2	ETC Source4 10deg 575w	WARM FL	F5	R302+ R132	215
(6)	Ceiling Slot 1	23	ETC Source4 19deg 575w	WARM FL	F6	R302+ R132	178
	Ceiling Slot 1	24	ETC Source4 19deg 575w	WARM FL	F6	R302+ R132	177
(7)	Ceiling Slot 1	19	ETC Source4 19deg 575w	WARM FL	F7	R302+ R132	182
	Ceiling Slot 1	20	ETC Source4 19deg 575w	WARM FL	F7	R302+ R132	181
(8)	Ceiling Slot 1	13	ETC Source4 19deg 575w	WARM FL	F8	R302+ R132	188
	Ceiling Slot 1	14	ETC Source4 19deg 575w	WARM FL	F8	R302+ R132	187
(9)	Ceiling Slot 1	7	ETC Source4 19deg 575w	WARM FL	F9	R302+ R132	194
	Ceiling Slot 1	8	ETC Source4 19deg 575w	WARM FL	F9	R302+ R132	193
(10)	Ceiling Slot 1	3	ETC Source4 19deg 575w	WARM FL	F10	R302+ R132	198
	Ceiling Slot 1	4	ETC Source4 19deg 575w	WARM FL	F10	R302+ R132	197
(11)	DS LIGHT TRUSS	12	ETC Source4 26deg 575w	WARM FL	F11	R302+ R132	




Channel	Position	U#	Type & Acc & Load	Purpose	VWFCpt	Clr & Gbo	Dm Address
(12)	DS LIGHT TRUSS	10	ETC Source4 26deg 575w	WARM FL	F12	R302+ R132	
(13)	DS LIGHT TRUSS	7	ETC Source4 26deg 575w	WARM FL	F13	R302+ R132	
(14)	DS LIGHT TRUSS	4	ETC Source4 26deg 575w	WARM FL	F14	R302+ R132	
(15)	DS LIGHT TRUSS	2	ETC Source4 26deg 575w	WARM FL	F15	R302+ R132	
(31)	Ceiling Slot 2	15	ETC Source4 10deg 575w	COOL FL	F1	R351+ R132	202
(32)	Ceiling Slot 2	10	ETC Source4 10deg 575w	COOL FL	F2	R351+ R132	207
(33)	Ceiling Slot 2	7	ETC Source4 10deg 575w	COOL FL	F3	R132	210
(34)	Ceiling Slot 2	5	ETC Source4 10deg 575w	COOL FL	F4	R351+ R132	212
(35)	Ceiling Slot 2	1	ETC Source4 10deg 575w	COOL FL	F5	R351+ R132	216
(36)	Ceiling Slot 1	21	ETC Source4 19deg 575w	COOL FL	F6	R351+ R132	180
	Ceiling Slot 1	22	ETC Source4 19deg 575w	COOL FL	F6	R351+ R132	179
(37)	Ceiling Slot 1	17	ETC Source4 19deg 575w	COOL FL	F7	R351+ R132	184
	Ceiling Slot 1	18	ETC Source4 19deg 575w	COOL FL	F7	R351+ R132	183
(38)	Ceiling Slot 1	10	ETC Source4 19deg 575w	COOL FL	F8	R351+ R132	191
	Ceiling Slot 1	11	ETC Source4 19deg 575w	COOL FL	F8	R351+ R132	190
(39)	Ceiling Slot 1	5	ETC Source4 19deg 575w	COOL FL	F9	R351+ R132	196
	Ceiling Slot 1	6	ETC Source4 19deg 575w	COOL FL	F9	R351+ R132	195




Channel	Position	U#	Type & Acc & Load	Purpose	VWFCpt	Clr & Gbo	Dm Address
(40)	Ceiling Slot 1	1	ETC Source4 19deg 575w	COOL FL	F10	<input checked="" type="radio"/> R351+ <input type="radio"/> R132	200
	Ceiling Slot 1	2	ETC Source4 19deg 575w	COOL FL	F10	<input checked="" type="radio"/> R351+ <input type="radio"/> R132	199
(41)	DS LIGHT TRUSS	11	ETC Source4 26deg 575w	COOL FL	F11	<input checked="" type="radio"/> R351+ <input type="radio"/> R132	
(42)	DS LIGHT TRUSS	9	ETC Source4 26deg 575w	COOL FL	F12	<input checked="" type="radio"/> R351+ <input type="radio"/> R132	
(43)	DS LIGHT TRUSS	6	ETC Source4 26deg 575w	COOL FL	F13	<input checked="" type="radio"/> R351+ <input type="radio"/> R132	
(44)	DS LIGHT TRUSS	3	ETC Source4 26deg 575w	COOL FL	F14	<input checked="" type="radio"/> R351+ <input type="radio"/> R132	
(45)	DS LIGHT TRUSS	1	ETC Source4 26deg 575w	COOL FL	F15	<input checked="" type="radio"/> R351+ <input type="radio"/> R132	
(51)	1ST ELECTRIC	15	Altman PAR 64 WFL+Light Acc 10in Barn Door 1kW	N/C DOWNS	D1	<input type="radio"/> N/C	
(52)	1ST ELECTRIC	13	Altman PAR 64 WFL+Light Acc 10in Barn Door 1kW	N/C DOWNS	D2	<input type="radio"/> N/C	
(53)	1ST ELECTRIC	9	Altman PAR 64 WFL+Light Acc 10in Barn Door 1kW	N/C DOWNS	D3	<input type="radio"/> N/C	
(54)	1ST ELECTRIC	5	Altman PAR 64 WFL+Light Acc 10in Barn Door 1kW	N/C DOWNS	D4	<input type="radio"/> N/C	
(55)	1ST ELECTRIC	3	Altman PAR 64 WFL+Light Acc 10in Barn Door 1kW	N/C DOWNS	D5	<input type="radio"/> N/C	
(56)	2ND ELECTRIC	14	Altman PAR 64 WFL+Light Acc 10in Barn Door 1kW	N/C DOWNS	D7	<input type="radio"/> N/C	
(57)	2ND ELECTRIC	8	Altman PAR 64 WFL 1kW	N/C DOWNS	D8	<input type="radio"/> N/C	
(58)	2ND ELECTRIC	3	Altman PAR 64 WFL+Light Acc 10in Barn Door 1kW	N/C DOWNS	D9	<input type="radio"/> N/C	
(59)	3RD ELECTRIC	14	Altman PAR 64 WFL+Light Acc 10in Barn Door 1kW	N/C DOWNS	D12	<input type="radio"/> N/C	
(60)	3RD ELECTRIC	8	Altman PAR 64 WFL+Light Acc 10in Barn Door 1kW	N/C DOWNS	D13	<input type="radio"/> N/C	




Channel	Position	U#	Type & Acc & Load	Purpose	VWFCpt	Clr & Gbo	Dm	Address
(61)	3RD ELECTRIC	3	Altman PAR 64 WFL+Light Acc 10in Barn Door 1kW	N/C DOWNS	D15	<input type="radio"/> N/C		
(71)	1ST ELECTRIC	18	ETC Source4 LEDLS 36deg+ Source4 A Template Holder 117w	HS LED TXTR	HS2	T: R77774		
(72)	1ST ELECTRIC	1	ETC Source4 LEDLS 36deg+ Source4 A Template Holder 117w	HS LED TXTR	HS2	T: R77774		
(73)	2ND ELECTRIC	17	ETC Source4 LEDLS 36deg+ Source4 A Template Holder 117w	HS LED TXTR	HS6	T: R77774		
(74)	2ND ELECTRIC	1	ETC Source4 LEDLS 36deg+ Source4 A Template Holder 117w	HS LED TXTR	HS4	T: R77774		
(75)	3RD ELECTRIC	17	ETC Source4 LEDLS 36deg+ Source4 A Template Holder 117w	HS LED TXTR	HS9	T: R77774		
(76)	3RD ELECTRIC	1	ETC Source4 LEDLS 36deg+ Source4 A Template Holder 117w	HS LED TXTR	HS7	T: R77774		
(90)	SR Side Slot	13	8" Fres 1kW	CURTAIN WARMER	CURTAI N	<input checked="" type="radio"/> R27	235	
	SL Side Slot	13	8" Fres 1kW	CURTAIN WARMER	CURTAI N	<input checked="" type="radio"/> R27	230	
(101)	SL BOOM 1-1	5	ETC Source4 26deg+ 18" Sidearm 575w	SR SHIN		<input type="radio"/> C/C		
(102)	SL BOOM 1-1	5	ETC Source4 26deg+ 18" Sidearm 575w	SL SHIN		<input type="radio"/> C/C		
(103)	SL BOOM 2-1	9	ETC Source4 26deg+ 18" Sidearm 575w	SR SHIN		<input type="radio"/> C/C		
(104)	SL BOOM 2-1	9	ETC Source4 26deg+ 18" Sidearm 575w	SL SHIN		<input type="radio"/> C/C		
(105)	SL BOOM 2-1	10	ETC Source4 26deg+ 18" Sidearm 575w	SR SHIN		<input type="radio"/> C/C		
(106)	SL BOOM 2-1	10	ETC Source4 26deg+ 18" Sidearm 575w	SL SHIN		<input type="radio"/> C/C		
(107)	SL BOOM 1-1	5	ETC Source4 26deg+ 18" Sidearm 575w	SR SHIN		<input type="radio"/> C/C		




Channel	Position	U#	Type & Acc & Load	Purpose	VWFCpt	Clr & Gbo	Dm Address
(108)	SL BOOM 1-1	5	ETC Source4 26deg+ 18" Sidearm 575w	SL SHIN		<input type="radio"/> C/C	
(109)	SL BOOM 2-1	9	ETC Source4 26deg+ 18" Sidearm 575w	SR SHIN		<input type="radio"/> C/C	
(110)	SL BOOM 2-1	9	ETC Source4 26deg+ 18" Sidearm 575w	SL SHIN		<input type="radio"/> C/C	
(111)	SL BOOM 2-1	10	ETC Source4 26deg+ 18" Sidearm 575w	SR SHIN		<input type="radio"/> C/C	
(112)	SL BOOM 2-1	10	ETC Source4 26deg+ 18" Sidearm 575w	SL SHIN		<input type="radio"/> C/C	
(121)	SL BOOM 1-1	4	Chauvet COLORado 3 Solo+ Colorado 4-Panel Barn Door+ 18" Sidearm 187w	SR LED MID			
(122)	SL BOOM 1-1	4	Chauvet COLORado 3 Solo+ Colorado 4-Panel Barn Door+ 18" Sidearm 187w	SL LED MID			
(123)	SL BOOM 2-1	7	Chauvet COLORado 3 Solo+ Colorado 4-Panel Barn Door+ 18" Sidearm 187w	SR LED MID			
(124)	SL BOOM 2-1	7	Chauvet COLORado 3 Solo+ Colorado 4-Panel Barn Door+ 18" Sidearm 187w	SL LED MID			
(125)	SL BOOM 2-1	8	Chauvet COLORado 3 Solo+ Colorado 4-Panel Barn Door+ 18" Sidearm 187w	SR LED MID			
(126)	SL BOOM 2-1	8	Chauvet COLORado 3 Solo+ Colorado 4-Panel Barn Door+ 18" Sidearm 187w	SL LED MID			
(127)	SL BOOM 1-1	4	Chauvet COLORado 3 Solo+ Colorado 4-Panel Barn Door+ 18" Sidearm 187w	SR LED MID			
(128)	SL BOOM 1-1	4	Chauvet COLORado 3 Solo+ Colorado 4-Panel Barn Door+ 18" Sidearm 187w	SL LED MID			
(129)	SL BOOM 2-1	7	Chauvet COLORado 3 Solo+ Colorado 4-Panel Barn Door+ 18" Sidearm 187w	SR LED MID			
(130)	SL BOOM 2-1	7	Chauvet COLORado 3 Solo+ Colorado 4-Panel Barn Door+ 18" Sidearm 187w	SL LED MID			
(131)	SL BOOM 2-1	8	Chauvet COLORado 3 Solo+ Colorado 4-Panel Barn Door+ 18" Sidearm 187w	SR LED MID			




Channel	Position	U#	Type & Acc & Load	Purpose	VWFcPt	Clr & Gbo	Dm	Address
(132)	SL BOOM 2-1	8	Chauvet COLORado 3 Solo+ Colorado 4-Panel Barn Door+ 18" Sidearm 187w	SL LED MID				
(141)	SL BOOM 1-1	3	ETC Source4 26deg+ 18" Sidearm 575w	SR MID		<input type="radio"/> C/C		
(142)	SL BOOM 1-1	3	ETC Source4 26deg+ 18" Sidearm 575w	SL MID		<input type="radio"/> C/C		
(143)	SL BOOM 2-1	5	ETC Source4 26deg+ 18" Sidearm 575w	SR MID		<input type="radio"/> C/C		
(144)	SL BOOM 2-1	5	ETC Source4 26deg+ 18" Sidearm 575w	SL MID		<input type="radio"/> C/C		
(145)	SL BOOM 2-1	6	ETC Source4 26deg+ 18" Sidearm 575w	SR MID		<input type="radio"/> C/C		
(146)	SL BOOM 2-1	6	ETC Source4 26deg+ 18" Sidearm 575w	SL MID		<input type="radio"/> C/C		
(147)	SL BOOM 1-1	3	ETC Source4 26deg+ 18" Sidearm 575w	SR MID		<input type="radio"/> C/C		
(148)	SL BOOM 1-1	3	ETC Source4 26deg+ 18" Sidearm 575w	SL MID		<input type="radio"/> C/C		
(149)	SL BOOM 2-1	5	ETC Source4 26deg+ 18" Sidearm 575w	SR MID		<input type="radio"/> C/C		
(150)	SL BOOM 2-1	5	ETC Source4 26deg+ 18" Sidearm 575w	SL MID		<input type="radio"/> C/C		
(151)	SL BOOM 2-1	6	ETC Source4 26deg+ 18" Sidearm 575w	SR MID		<input type="radio"/> C/C		
(152)	SL BOOM 2-1	6	ETC Source4 26deg+ 18" Sidearm 575w	SL MID		<input type="radio"/> C/C		
(161)	SL BOOM 1-1	2	ETC Source4 26deg+ 18" Sidearm 575w	SR HEAD		<input type="radio"/> C/C		
(162)	SL BOOM 1-1	2	ETC Source4 26deg+ 18" Sidearm 575w	SL HEAD		<input type="radio"/> C/C		
(163)	SL BOOM 2-1	3	ETC Source4 26deg+ 18" Sidearm 575w	SR HEAD		<input type="radio"/> C/C		
(164)	SL BOOM 2-1	3	ETC Source4 26deg+ 18" Sidearm 575w	SL HEAD		<input type="radio"/> C/C		




Channel	Position	U#	Type & Acc & Load	Purpose	VWFCpt	Clr & Gbo	Dm Address
(165)	SL BOOM 2-1	4	ETC Source4 26deg+ 18" Sidearm 575w	SR HEAD		<input type="radio"/> C/C	
(166)	SL BOOM 2-1	4	ETC Source4 26deg+ 18" Sidearm 575w	SL HEAD		<input type="radio"/> C/C	
(167)	SL BOOM 1-1	2	ETC Source4 26deg+ 18" Sidearm 575w	SR HEAD		<input type="radio"/> C/C	
(168)	SL BOOM 1-1	2	ETC Source4 26deg+ 18" Sidearm 575w	SL HEAD		<input type="radio"/> C/C	
(169)	SL BOOM 2-1	3	ETC Source4 26deg+ 18" Sidearm 575w	SL HEAD		<input type="radio"/> C/C	
(170)	SL BOOM 2-1	3	ETC Source4 26deg+ 18" Sidearm 575w	SL HEAD		<input type="radio"/> C/C	
(171)	SL BOOM 2-1	4	ETC Source4 26deg+ 18" Sidearm 575w	SR HEAD		<input type="radio"/> C/C	
(172)	SL BOOM 2-1	4	ETC Source4 26deg+ 18" Sidearm 575w	SL HEAD		<input type="radio"/> C/C	
(181)	SL BOOM 1-1	1	ETC Source4 26deg+18" Sidearm+Light Acc S4A Template Holder 575w	SR TXTR		<input type="radio"/> C/C, T: R77893	
(182)	SL BOOM 1-1	1	ETC Source4 26deg+18" Sidearm+Light Acc S4A Template Holder 575w	SL TXTR		<input type="radio"/> C/C, T: R77893	
(183)	SL BOOM 2-1	1	ETC Source4 26deg+18" Sidearm+Light Acc S4A Template Holder 575w	SL TXTR		<input type="radio"/> C/C, T: R77893	
(184)	SL BOOM 2-1	1	ETC Source4 26deg+18" Sidearm+Light Acc S4A Template Holder 575w	SL TXTR		<input type="radio"/> C/C, T: R77893	
(185)	SL BOOM 2-1	2	ETC Source4 26deg+18" Sidearm+Light Acc S4A Template Holder 575w	SR TXTR		<input type="radio"/> C/C, T: R77893	
(186)	SL BOOM 2-1	2	ETC Source4 26deg+18" Sidearm+Light Acc S4A Template Holder 575w	SL TXTR		<input type="radio"/> C/C, T: R77893	




Channel	Position	U#	Type & Acc & Load	Purpose	VWFCpt	Clr & Gbo	Dm Address
(187)	SL BOOM 1-1	1	ETC Source4 26deg+18" Sidearm+Light Acc S4A Template Holder 575w	SR TXTR		<input type="radio"/> C/C, T: R77893	
(188)	SL BOOM 1-1	1	ETC Source4 26deg+18" Sidearm+Light Acc S4A Template Holder 575w	SL TXTR		<input type="radio"/> C/C, T: R77893	
(189)	SL BOOM 2-1	1	ETC Source4 26deg+18" Sidearm+Light Acc S4A Template Holder 575w	SL TXTR		<input type="radio"/> C/C, T: R77893	
(190)	SL BOOM 2-1	1	ETC Source4 26deg+18" Sidearm+Light Acc S4A Template Holder 575w	SL TXTR		<input type="radio"/> C/C, T: R77893	
(191)	SL BOOM 2-1	2	ETC Source4 26deg+18" Sidearm+Light Acc S4A Template Holder 575w	SR TXTR		<input type="radio"/> C/C, T: R77893	
(192)	SL BOOM 2-1	2	ETC Source4 26deg+18" Sidearm+Light Acc S4A Template Holder 575w	SL TXTR		<input type="radio"/> C/C, T: R77893	
(201)	1ST ELECTRIC	16	Chauvet COLORado 3 Solo+ Colorado 4-Panel Barn Door 187w	LED DOWNS	D1		
(202)	1ST ELECTRIC	14	Chauvet COLORado 3 Solo+ Colorado 4-Panel Barn Door 187w	LED DOWNS	D2		
(203)	1ST ELECTRIC	10	Chauvet COLORado 3 Solo+ Colorado 4-Panel Barn Door 187w	LED DOWNS	D3		
(204)	1ST ELECTRIC	6	Chauvet COLORado 3 Solo+ Colorado 4-Panel Barn Door 187w	LED DOWNS	D4		
(205)	1ST ELECTRIC	4	Chauvet COLORado 3 Solo+ Colorado 4-Panel Barn Door 187w	LED DOWNS	D5		
(206)	2ND ELECTRIC	15	Chauvet COLORado 3 Solo+ Colorado 4-Panel Barn Door 187w	LED DOWNS	D6		
(207)	2ND ELECTRIC	12	Chauvet COLORado 3 Solo 187w	LED DOWNS	D7		
(208)	2ND ELECTRIC	10	Chauvet COLORado 3 Solo 187w	LED DOWNS	D8		




Channel	Position	U#	Type & Acc & Load	Purpose	VWFCpt	Clr & Gbo	Dm Address
(209)	2ND ELECTRIC	6	Chauvet COLORado 3 Solo 187w	LED DOWNS	D9		
(210)	2ND ELECTRIC	4	Chauvet COLORado 3 Solo+ Colorado 4-Panel Barn Door 187w	LED DOWNS	D10		
(211)	3RD ELECTRIC	15	Chauvet COLORado 3 Solo+ Colorado 4-Panel Barn Door 187w	LED DOWNS	D11		
(212)	3RD ELECTRIC	12	Chauvet COLORado 3 Solo+ Colorado 4-Panel Barn Door 187w	LED DOWNS	D12		
(213)	3RD ELECTRIC	10	Chauvet COLORado 3 Solo+ Colorado 4-Panel Barn Door 187w	LED DOWNS	D13		
(214)	3RD ELECTRIC	6	Chauvet COLORado 3 Solo+ Colorado 4-Panel Barn Door 187w	LED DOWNS	D14		
(215)	3RD ELECTRIC	4	Chauvet COLORado 3 Solo+ Colorado 4-Panel Barn Door 187w	LED DOWNS	D15		
(301)	SR Side Slot	1	ETC Source4 19deg 575w	WARM BB	BB3	R302+ R119	248
(302)	SR Side Slot	2	ETC Source4 19deg 575w	WARM BB	BB4	R302+ R119	247
(303)	SL Side Slot	2	ETC Source4 19deg 575w	WARM BB	BB1	R302+ R119	218
(304)	SL Side Slot	1	ETC Source4 19deg 575w	WARM BB	BB2	R302+ R119	217
(305)	SR Side Slot	3	ETC Source4 19deg 575w	COOL BB	BB3	R351+ R119	246
(306)	SR Side Slot	4	ETC Source4 19deg 575w	COOL BB	BB4	R351+ R119	245
(307)	SL Side Slot	4	ETC Source4 19deg 575w	COOL BB	BB1	R351+ R119	220
(308)	SL Side Slot	3	ETC Source4 19deg 575w	COOL BB	BB2	R351+ R119	219
(309)	SR Side Slot	5	ETC Source4 19deg+Source4 A Template Holder 575w	TXTR BB	BB3	T:G636	244




Channel	Position	U#	Type & Acc & Load	Purpose	VWFCpt	Clr & Gbo	Dm Address
(310)	SR Side Slot	6	ETC Source4 19deg+Source4 A Template Holder 575w	TXTR BB	BB4	T:G636	243
(311)	SL Side Slot	6	ETC Source4 19deg+Source4 A Template Holder 575w	TXTR BB	BB1	T:G636	222
(312)	SL Side Slot	5	ETC Source4 19deg+Source4 A Template Holder 575w	TXTR BB	BB2	T:G636	221
(313)	SR Side Slot	7	ETC Source4 19deg 575w	RED BB	BB3	● R24	242
(314)	SR Side Slot	8	ETC Source4 19deg 575w	RED BB	BB4	● R24	241
(315)	SL Side Slot	8	ETC Source4 19deg 575w	RED BB	BB1	● R24	224
(316)	SL Side Slot	7	ETC Source4 19deg 575w	RED BB	BB2	● R24	223
(351)	DS DECK	4	Chauvet COLORado 3 Solo 187w	LED DECK	BB4		
(352)	DS DECK	1	Chauvet COLORado 3 Solo 187w	LED DECK	BB1		
(353)	DS DECK	3	Chauvet COLORdash Par Hex 7 54w	UV SPECIAL	BB4		
(354)	DS DECK	2	Chauvet COLORdash Par Hex 7 54w	UV SPECIAL	BB1		
(355)	SR Side Slot	8a	Chauvet COLORado 3 Solo+ Colorado 4-Panel Barn Door 187w	LED BB	BB3		
(356)	SL Side Slot	8b	Chauvet COLORado 3 Solo+ Colorado 4-Panel Barn Door 187w	LED BB	BB1		
(357)	SR Side Slot	8b	Chauvet COLORado 3 Solo+ Colorado 4-Panel Barn Door 187w	LED BB	BB4		
(358)	SL Side Slot	8a	Chauvet COLORado 3 Solo+ Colorado 4-Panel Barn Door 187w	LED BB	BB2		




Channel	Position	U#	Type & Acc & Load	Purpose	VWFCpt	Clr & Gbo	Dm Address
(401)	CYC PIPE UPPER	E4	Kliegl 8 Cell Cyc Strip 8w	CYC	CYC	● R124	101
	CYC PIPE UPPER	F4	Kliegl 8 Cell Cyc Strip 8w	CYC	CYC	● R124	101
(402)	CYC PIPE UPPER	E3	Kliegl 8 Cell Cyc Strip 8w	CYC	CYC	● R126	102
	CYC PIPE UPPER	F3	Kliegl 8 Cell Cyc Strip 8w	CYC	CYC	● R126	102
(403)	CYC PIPE UPPER	E2	Kliegl 8 Cell Cyc Strip 8w	CYC	CYC	● R125	103
	CYC PIPE UPPER	F2	Kliegl 8 Cell Cyc Strip 8w	CYC	CYC	● R125	103
(404)	CYC PIPE UPPER	E1	Kliegl 8 Cell Cyc Strip 8w	CYC	CYC	● R127	104
	CYC PIPE UPPER	F1	Kliegl 8 Cell Cyc Strip 8w	CYC	CYC	● R127	104
(405)	CYC PIPE UPPER	C4	Kliegl 8 Cell Cyc Strip 8w	CYC	CYC	● R124	105
	CYC PIPE UPPER	D4	Kliegl 8 Cell Cyc Strip 8w	CYC	CYC	● R124	105
(406)	CYC PIPE UPPER	C3	Kliegl 8 Cell Cyc Strip 8w	CYC	CYC	● R126	106
	CYC PIPE UPPER	D3	Kliegl 8 Cell Cyc Strip 8w	CYC	CYC	● R126	106
(407)	CYC PIPE UPPER	C2	Kliegl 8 Cell Cyc Strip 8w	CYC	CYC	● R125	130
	CYC PIPE UPPER	D2	Kliegl 8 Cell Cyc Strip 8w	CYC	CYC	● R125	130
(408)	CYC PIPE UPPER	C1	Kliegl 8 Cell Cyc Strip 8w	CYC	CYC	● R127	129
	CYC PIPE UPPER	D1	Kliegl 8 Cell Cyc Strip 8w	CYC	CYC	● R127	129








Channel	Position	U#	Type & Acc & Load	Purpose	VWFCpt	Clr & Gbo	Dm Address
(409)	CYC PIPE UPPER	A4	Kliegl 8 Cell Cyc Strip 8w	CYC	CYC	R124	128
	CYC PIPE UPPER	B4	Kliegl 8 Cell Cyc Strip 8w	CYC	CYC	R124	128
(410)	CYC PIPE UPPER	A3	Kliegl 8 Cell Cyc Strip 8w	CYC	CYC	R126	127
	CYC PIPE UPPER	B3	Kliegl 8 Cell Cyc Strip 8w	CYC	CYC	R126	127
(411)	CYC PIPE UPPER	A2	Kliegl 8 Cell Cyc Strip 8w	CYC	CYC	R125	126
	CYC PIPE UPPER	B2	Kliegl 8 Cell Cyc Strip 8w	CYC	CYC	R125	126
(412)	CYC PIPE UPPER	A1	Kliegl 8 Cell Cyc Strip 8w	CYC	CYC	R127	125
	CYC PIPE UPPER	B1	Kliegl 8 Cell Cyc Strip 8w	CYC	CYC	R127	125
(420)	DECK	1	UltratecFX Radiance Hazer 500w	HAZE	N/A		
(451)	GROUND ROW	E4	Kliegl 8 Cell Cyc Strip 8w	CYC GRND ROW	CYC	R124	13
	GROUND ROW	F4	Kliegl 8 Cell Cyc Strip 8w	CYC GRND ROW	CYC	R124	13
(452)	GROUND ROW	E3	Kliegl 8 Cell Cyc Strip 8w	CYC GRND ROW	CYC	R126	14
	GROUND ROW	F3	Kliegl 8 Cell Cyc Strip 8w	CYC GRND ROW	CYC	R126	14
(453)	GROUND ROW	E2	Kliegl 8 Cell Cyc Strip 8w	CYC GRND ROW	CYC	R125	15
	GROUND ROW	F2	Kliegl 8 Cell Cyc Strip 8w	CYC GRND ROW	CYC	R125	15




Channel	Position	U#	Type & Acc & Load	Purpose	VWFCpt	Clr & Gbo	Dm	Address
(454)	GROUND ROW	E1	Kliegl 8 Cell Cyc Strip 8w	CYC GRND ROW	CYC	R127	16	
	GROUND ROW	F1	Kliegl 8 Cell Cyc Strip 8w	CYC GRND ROW	CYC	R127	16	
(455)	GROUND ROW	C4	Kliegl 8 Cell Cyc Strip 8w	CYC GRND ROW	CYC	R124	17	
	GROUND ROW	D4	Kliegl 8 Cell Cyc Strip 8w	CYC GRND ROW	CYC	R124	17	
(456)	GROUND ROW	C3	Kliegl 8 Cell Cyc Strip 8w	CYC GRND ROW	CYC	R126	18	
	GROUND ROW	D3	Kliegl 8 Cell Cyc Strip 8w	CYC GRND ROW	CYC	R126	18	
(457)	GROUND ROW	C2	Kliegl 8 Cell Cyc Strip 8w	CYC GRND ROW	CYC	R125	24	
	GROUND ROW	D2	Kliegl 8 Cell Cyc Strip 8w	CYC GRND ROW	CYC	R125	24	
(458)	GROUND ROW	C1	Kliegl 8 Cell Cyc Strip 8w	CYC GRND ROW	CYC	R127	23	
	GROUND ROW	D1	Kliegl 8 Cell Cyc Strip 8w	CYC GRND ROW	CYC	R127	23	
(459)	GROUND ROW	A4	Kliegl 8 Cell Cyc Strip 8w	CYC GRND ROW	CYC	R124	22	
	GROUND ROW	B4	Kliegl 8 Cell Cyc Strip 8w	CYC GRND ROW	CYC	R124	22	
(460)	GROUND ROW	A3	Kliegl 8 Cell Cyc Strip 8w	CYC GRND ROW	CYC	R126	21	
	GROUND ROW	B3	Kliegl 8 Cell Cyc Strip 8w	CYC GRND ROW	CYC	R126	21	




Channel	Position	U#	Type & Acc & Load	Purpose	VWFCpt	Clr & Gbo	Dm	Address
(461)	GROUND ROW	A2	Kliegl 8 Cell Cyc Strip 8w	CYC GRND ROW	CYC	 R125	20	
	GROUND ROW	B2	Kliegl 8 Cell Cyc Strip 8w	CYC GRND ROW	CYC	 R125	20	
(462)	GROUND ROW	A1	Kliegl 8 Cell Cyc Strip 8w	CYC GRND ROW	CYC	 R127	19	
	GROUND ROW	B1	Kliegl 8 Cell Cyc Strip 8w	CYC GRND ROW	CYC	 R127	19	
(501)	US LIGHT TRUSS	2	High End SolaFrame2000 890w	MOVER	N/A			
(502)	US LIGHT TRUSS	1	High End SolaFrame2000 890w	MOVER	N/A			
(503)	2ND ELECTRIC	9	High End SolaFrame2000 890w	MOVER	N/A			
(504)	3RD ELECTRIC	11	High End SolaFrame2000 890w	MOVER	N/A			
(505)	3RD ELECTRIC	7	High End SolaFrame2000 890w	MOVER	N/A			
(701)	1ST ELECTRIC	17	Martin MAC 301 350w	MOVER	HS2			
(702)	1ST ELECTRIC	12	Martin MAC 301 350w	MOVER	HS3			
(703)	1ST ELECTRIC	7	Martin MAC 301 350w	MOVER	HS1			
(704)	1ST ELECTRIC	2	Martin MAC 301 350w	MOVER	HS2			
(705)	2ND ELECTRIC	16	Martin MAC 301 350w	MOVER	HS5			
(706)	2ND ELECTRIC	13	Martin MAC 301 350w	MOVER	HS6			
(707)	2ND ELECTRIC	5	Martin MAC 301 350w	MOVER	HS4			
(708)	2ND ELECTRIC	2	Martin MAC 301 350w	MOVER	HS5			



Channel	Position	U#	Type & Acc & Load	Purpose	VWFCpt	Clr & Gbo	Dm Address
(709)	3RD ELECTRIC	16	Martin MAC 301 350w	MOVER	HS8		
(710)	3RD ELECTRIC	13	Martin MAC 301 350w	MOVER	HS9		
(711)	3RD ELECTRIC	5	Martin MAC 301 350w	MOVER	HS7		
(712)	3RD ELECTRIC	2	Martin MAC 301 350w	MOVER	HS8		
(901)	Ceiling Slot 2	14	ETC Source4 10deg 575w	SPARE	TBD	<input checked="" type="radio"/> R132	203
(902)	Ceiling Slot 2	13	ETC Source4 10deg 575w	SPARE	TBD	<input type="radio"/> R132	204
(903)	Ceiling Slot 2	12	ETC Source4 10deg 575w	SPARE	TBD	<input checked="" type="radio"/> R132	205
(904)	Ceiling Slot 2	9	ETC Source4 10deg 575w	SPARE	TBD	<input type="radio"/> R132	208
(905)	Ceiling Slot 2	4	ETC Source4 10deg 575w	SPARE	TBD	<input checked="" type="radio"/> R132	213
(906)	Ceiling Slot 2	3	ETC Source4 10deg 575w	SPARE	TBD	<input type="radio"/> R132	214
(907)	Ceiling Slot 1	16	ETC Source4 19deg 575w	SPARE	TBD	<input checked="" type="radio"/> R132	185
(908)	Ceiling Slot 1	15	ETC Source4 19deg 575w	SPARE	TBD	<input type="radio"/> R132	186
(910)	Ceiling Slot 1	9	ETC Source4 19deg 575w	SPARE	TBD	<input checked="" type="radio"/> R132	192
(911)	SR Side Slot	11	ETC Source4 19deg 575w	CROSS L	CENTER CROSS	<input type="radio"/> R119	238
(912)	SR Side Slot	12	ETC Source4 19deg 575w	SPARE	TBD	<input checked="" type="radio"/> R119	237
(913)	SL Side Slot	12	ETC Source4 19deg 575w	CROSS R	BB3	<input type="radio"/> R119	228
(914)	SL Side Slot	11	ETC Source4 19deg 575w	SPARE	TBD	<input checked="" type="radio"/> R119	227




Channel	Position	U#	Type & Acc & Load	Purpose	VWFCpt	Clr & Gbo	Dm	Address
(915)	DS LIGHT TRUSS	8	ETC Source4 36deg 575w	SPARE	TBD			
(916)	DS LIGHT TRUSS	5	ETC Source4 36deg 575w	SPARE	TBD			
(917)	1ST ELECTRIC	11	ETC Source4 36deg 575w	SPARE	TBD	<input type="checkbox"/> R132		
(918)	1ST ELECTRIC	8	ETC Source4 36deg 575w	SPARE	TBD	<input type="checkbox"/> R132		
(919)	2ND ELECTRIC	11	ETC Source4 36deg 575w	SPARE	TBD	<input type="checkbox"/> R132		
(920)	2ND ELECTRIC	7	ETC Source4 36deg 575w	SPARE	TBD	<input type="checkbox"/> R132		
(951)	Ceiling Slot 1	12	ETC Source4 19deg 575w	CENTER ALLEY SPECIAL	Center	<input type="checkbox"/> R132	189	
(952)	3RD ELECTRIC	9	ETC Source4 36deg 575w	CENTER ALLEY SPECIAL	Center	<input type="checkbox"/> R132		
(998)	SR Side Slot	A	S4 PAR WFL 575w	WORKLI GHT	N/A		234	
	SL Side Slot	A	S4 PAR WFL 575w	WORKLI GHT	N/A		229	



Items WITHOUT Channel

Channel	Position	U#	Type & Acc & Load	Purpose	VWFCpt	Clr & Gbo	Dm	Address
	SR Side Slot	9	ETC Source4 19deg+ Light Acc C Clamp 575w				240	
	SR Side Slot	10	ETC Source4 19deg+ Light Acc C Clamp 575w				239	
	SL Side Slot	9	ETC Source4 19deg+ Light Acc C Clamp 575w				225	
	SL Side Slot	10	ETC Source4 19deg+ Light Acc C Clamp 575w				226	
	DS DECK	1	Floor Plate		BB1			
	DS DECK	2	Floor Plate		BB1			
	DS DECK	3	Floor Plate		BB4			
	DS DECK	4	Floor Plate		BB4			



Lighting Designer: Kyle Wurtz
Assistant Lighting Designer: Robert Kaylor
Head Electrician: Trinity Nett

Tryon Festival Theatre
Dance @ Illinois
HE Contact:Redacted

TABLE OF CONTENTS

SR Side Slot	1	GROUND ROW	8
SL Side Slot	2	CYC PIPE UPPER	10
3RD ELECTRIC	3	DECK	10
2ND ELECTRIC	4	US LIGHT TRUSS	11
DS DECK	5	Ceiling Slot 2	12
DS LIGHT TRUSS	6	Ceiling Slot 1	13
1ST ELECTRIC	7	SL BOOM 2-1	15
		SL BOOM 1-1	18




Lighting Designer: Kyle Wurtz
 Assistant Lighting Designer: Robert Kaylor
 Head Electrician: Trinity Nett

Tryon Festival Theatre
 Dance @ Illinois
 HE Contact: Redacted

SR Side Slot

U#	Chan	Dim	Ad	Instrument Type & Accessory	Clr & Gb	Load	XCoord	Purpose
1	(301)	248		ETC Source4 19deg	R302+ R119	575w	-40'-8"	WARM BB
2	(302)	247		ETC Source4 19deg	R302+ R119	575w	-39'-1"	WARM BB
3	(305)	246		ETC Source4 19deg	R351+ R119	575w	-40'-9"	COOL BB
4	(306)	245		ETC Source4 19deg	R351+ R119	575w	-39'-2"	COOL BB
5	(309)	244		ETC Source4 19deg+Source4 A Template Holder	T:G636	575w	-40'-3"	TXTR BB
6	(310)	243		ETC Source4 19deg+Source4 A Template Holder	T:G636	575w	-39'-7"	TXTR BB
7	(313)	242		ETC Source4 19deg	R24	575w	-40'-8"	RED BB
8	(314)	241		ETC Source4 19deg	R24	575w	-39'-1"	RED BB
8a	(355)			Chauvet COLORado 3 Solo+ Colorado 4-Panel Barn Door		187w	-40'-6"	LED BB
8b	(357)			Chauvet COLORado 3 Solo+ Colorado 4-Panel Barn Door		187w	-39'-6"	LED BB
9		240		ETC Source4 19deg+Light Acc C Clamp		575w	-40'-3"	
10		239		ETC Source4 19deg+Light Acc C Clamp		575w	-39'-6"	
11	(911)	238		ETC Source4 19deg	R119	575w	-40'-10"	CROSS L
12	(912)	237		ETC Source4 19deg	R119	575w	-39'-1"	SPARE
13	(90)	235		8" Fres	R27	1kW	-40'-7"	CURTAIN WARMER
A	(998)	234		S4 PAR WFL		575w	-40'	WORKLIG HT



SL Side Slot

U#	Chan	Dim	Ad	Instrument Type & Accessory	Clr & Gb	Load	XCoord	Purpose
1	(304)	217		ETC Source4 19deg	R302+ R119	575w	40'-6"	WARM BB
2	(303)	218		ETC Source4 19deg	R302+ R119	575w	38'-11"	WARM BB
3	(308)	219		ETC Source4 19deg	R351+ R119	575w	40'-7"	COOL BB
4	(307)	220		ETC Source4 19deg	R351+ R119	575w	38'-11"	COOL BB
5	(312)	221		ETC Source4 19deg+Source4 A Template Holder	T:G636	575w	40'	TXTR BB
6	(311)	222		ETC Source4 19deg+Source4 A Template Holder	T:G636	575w	39'-4"	TXTR BB
7	(316)	223		ETC Source4 19deg	R24	575w	40'-7"	RED BB
8	(315)	224		ETC Source4 19deg	R24	575w	38'-11"	RED BB
8a	(358)			Chauvet COLORado 3 Solo+ Colorado 4-Panel Barn Door		187w	40'-3"	LED BB
8b	(356)			Chauvet COLORado 3 Solo+ Colorado 4-Panel Barn Door		187w	39'-3"	LED BB
9		225		ETC Source4 19deg+Light Acc C Clamp		575w	40'-2"	
10		226		ETC Source4 19deg+Light Acc C Clamp		575w	39'-8"	
11	(914)	227		ETC Source4 19deg	R119	575w	40'-7"	SPARE
12	(913)	228		ETC Source4 19deg	R119	575w	39'	CROSS R
13	(90)	230		8" Fres	R27	1kW	40'-3"	CURTAIN WARMER
A	(998)	229		S4 PAR WFL		575w	39'-8"	WORKLIG HT



3RD ELECTRIC

U#	Chan	Dim	Ad	Instrument Type & Accessory	Clr & Gb	Load	XCoord	Purpose
1	(76)			ETC Source4 LEDLS 36deg+ Source4 A Template Holder	T: R77774	117w	15'-4"	HS LED TXTR
2	(712)			Martin MAC 301		350w	12'-9"	MOVER
3	(61)			Altman PAR 64 WFL+Light Acc 10in Barn Door	<input type="radio"/> N/C	1kW	11'-2"	N/C DOWNS
4	(215)			Chauvet COLORado 3 Solo+ Colorado 4-Panel Barn Door		187w	9'-9"	LED DOWNS
5	(711)			Martin MAC 301		350w	7'-8"	MOVER
6	(214)			Chauvet COLORado 3 Solo+ Colorado 4-Panel Barn Door		187w	6'-1"	LED DOWNS
7	(505)			High End SolaFrame2000		890w	4'-3"	MOVER
8	(60)			Altman PAR 64 WFL+Light Acc 10in Barn Door	<input type="radio"/> N/C	1kW	1'-9"	N/C DOWNS
9	(952)			ETC Source4 36deg	<input type="radio"/> R132	575w	0'	CENTER ALLEY SPECIAL
10	(213)			Chauvet COLORado 3 Solo+ Colorado 4-Panel Barn Door		187w	-1'-9"	LED DOWNS
11	(504)			High End SolaFrame2000		890w	-4'-3"	MOVER
12	(212)			Chauvet COLORado 3 Solo+ Colorado 4-Panel Barn Door		187w	-6'-1"	LED DOWNS
13	(710)			Martin MAC 301		350w	-7'-8"	MOVER
14	(59)			Altman PAR 64 WFL+Light Acc 10in Barn Door	<input type="radio"/> N/C	1kW	-9'-8"	N/C DOWNS
15	(211)			Chauvet COLORado 3 Solo+ Colorado 4-Panel Barn Door		187w	-11'-2"	LED DOWNS
16	(709)			Martin MAC 301		350w	-12'-9"	MOVER
17	(75)			ETC Source4 LEDLS 36deg+ Source4 A Template Holder	T: R77774	117w	-15'-4"	HS LED TXTR



2ND ELECTRIC

U#	Chan	Dim	Ad	Instrument Type & Accessory	Clr & Gb	Load	XCoord	Purpose
1	(74)			ETC Source4 LEDLS 36deg+ Source4 A Template Holder	T: R77774	117w	15'-4"	HS LED TXTR
2	(708)			Martin MAC 301		350w	12'-7"	MOVER
3	(58)			Altman PAR 64 WFL+Light Acc 10in Barn Door	<input type="radio"/> N/C	1kW	11'	N/C DOWNS
4	(210)			Chauvet COLORado 3 Solo+ Colorado 4-Panel Barn Door		187w	9'-7"	LED DOWNS
5	(707)			Martin MAC 301		350w	7'-2"	MOVER
6	(209)			Chauvet COLORado 3 Solo		187w	5'-8"	LED DOWNS
7	(920)			ETC Source4 36deg	<input type="radio"/> R132	575w	4'-4"	SPARE
8	(57)			Altman PAR 64 WFL	<input type="radio"/> N/C	1kW	1'-11"	N/C DOWNS
9	(503)			High End SolaFrame2000		890w	0'	MOVER
10	(208)			Chauvet COLORado 3 Solo		187w	-1'-11"	LED DOWNS
11	(919)			ETC Source4 36deg	<input type="radio"/> R132	575w	-4'-5"	SPARE
12	(207)			Chauvet COLORado 3 Solo		187w	-5'-8"	LED DOWNS
13	(706)			Martin MAC 301		350w	-7'-2"	MOVER
14	(56)			Altman PAR 64 WFL+Light Acc 10in Barn Door	<input type="radio"/> N/C	1kW	-9'-7"	N/C DOWNS
15	(206)			Chauvet COLORado 3 Solo+ Colorado 4-Panel Barn Door		187w	-11'	LED DOWNS
16	(705)			Martin MAC 301		350w	-12'-8"	MOVER
17	(73)			ETC Source4 LEDLS 36deg+ Source4 A Template Holder	T: R77774	117w	-15'-4"	HS LED TXTR



DS DECK

U#	Chan	Dim	Ad	Instrument Type & Accessory	Clr & Gb	Load	XCoord	Purpose
1	(352)			Chauvet COLORado 3 Solo		187w	20'	LED DECK
1				Floor Plate			20'	
2	(354)			Chauvet COLORdash Par Hex 7		54w	19'-1"	UV SPECIAL
2				Floor Plate			19'-1"	
3	(353)			Chauvet COLORdash Par Hex 7		54w	-19'-3"	UV SPECIAL
3				Floor Plate			-19'-3"	
4	(351)			Chauvet COLORado 3 Solo		187w	-20'	LED DECK
4				Floor Plate			-20'	



DS LIGHT TRUSS

U#	Chan	Dim	Ad	Instrument Type & Accessory	Clr & Gb	Load	XCoord	Purpose
1	(45)			ETC Source4 26deg	R351+ R132	575w	14'-5"	COOL FL
2	(15)			ETC Source4 26deg	R302+ R132	575w	13'-2"	WARM FL
3	(44)			ETC Source4 26deg	R351+ R132	575w	8'-11"	COOL FL
4	(14)			ETC Source4 26deg	R302+ R132	575w	7'	WARM FL
5	(916)			ETC Source4 36deg		575w	3'-4"	SPARE
6	(43)			ETC Source4 26deg	R351+ R132	575w	1'	COOL FL
7	(13)			ETC Source4 26deg	R302+ R132	575w	-1'	WARM FL
8	(915)			ETC Source4 36deg		575w	-4'-1"	SPARE
9	(42)			ETC Source4 26deg	R351+ R132	575w	-7'	COOL FL
10	(12)			ETC Source4 26deg	R302+ R132	575w	-8'-11"	WARM FL
11	(41)			ETC Source4 26deg	R351+ R132	575w	-12'-8"	COOL FL
12	(11)			ETC Source4 26deg	R302+ R132	575w	-14'-1"	WARM FL



1ST ELECTRIC

U#	Chan	Dim	Ad	Instrument Type & Accessory	Clr & Gb	Load	XCoord	Purpose
1	(72)			ETC Source4 LEDLS 36deg+ Source4 A Template Holder	T: R77774	117w	24'	HS LED TXTR
2	(704)			Martin MAC 301		350w	20'-6"	MOVER
3	(55)			Altman PAR 64 WFL+Light Acc 10in Barn Door	<input type="radio"/> N/C	1kW	16'-1"	N/C DOWNS
4	(205)			Chauvet COLORado 3 Solo+ Colorado 4-Panel Barn Door		187w	14'-7"	LED DOWNS
5	(54)			Altman PAR 64 WFL+Light Acc 10in Barn Door	<input type="radio"/> N/C	1kW	10'-1"	N/C DOWNS
6	(204)			Chauvet COLORado 3 Solo+ Colorado 4-Panel Barn Door		187w	8'-7"	LED DOWNS
7	(703)			Martin MAC 301		350w	7'	MOVER
8	(918)			ETC Source4 36deg	<input type="radio"/> R132	575w	4'	SPARE
9	(53)			Altman PAR 64 WFL+Light Acc 10in Barn Door	<input type="radio"/> N/C	1kW	0'-10"	N/C DOWNS
10	(203)			Chauvet COLORado 3 Solo+ Colorado 4-Panel Barn Door		187w	0'-10"	LED DOWNS
11	(917)			ETC Source4 36deg	<input type="radio"/> R132	575w	-4'	SPARE
12	(702)			Martin MAC 301		350w	-7'	MOVER
13	(52)			Altman PAR 64 WFL+Light Acc 10in Barn Door	<input type="radio"/> N/C	1kW	-8'-6"	N/C DOWNS
14	(202)			Chauvet COLORado 3 Solo+ Colorado 4-Panel Barn Door		187w	-10'	LED DOWNS
15	(51)			Altman PAR 64 WFL+Light Acc 10in Barn Door	<input type="radio"/> N/C	1kW	-14'-6"	N/C DOWNS
16	(201)			Chauvet COLORado 3 Solo+ Colorado 4-Panel Barn Door		187w	-16'	LED DOWNS
17	(701)			Martin MAC 301		350w	-20'-6"	MOVER



1ST ELECTRIC

U#	Chan	Dim	Ad	Instrument Type & Accessory	Clr & Gb	Load	XCoord	Purpose
18	(71)			ETC Source4 LEDLS 36deg+ Source4 A Template Holder	T: R77774	117w	-24'-3"	HS LED TXTR

GROUND ROW

U#	Chan	Dim	Ad	Instrument Type & Accessory	Clr & Gb	Load	XCoord	Purpose
A1	(462)	19		Kliegl 8 Cell Cyc Strip	● R127	8w	22'-4"	CYC GRND ROW
A2	(461)	20		Kliegl 8 Cell Cyc Strip	● R125	8w	22'-4"	CYC GRND ROW
A3	(460)	21		Kliegl 8 Cell Cyc Strip	● R126	8w	22'-4"	CYC GRND ROW
A4	(459)	22		Kliegl 8 Cell Cyc Strip	● R124	8w	22'-4"	CYC GRND ROW

B1	(462)	19		Kliegl 8 Cell Cyc Strip	● R127	8w	13'-6"	CYC GRND ROW
B2	(461)	20		Kliegl 8 Cell Cyc Strip	● R125	8w	13'-6"	CYC GRND ROW
B3	(460)	21		Kliegl 8 Cell Cyc Strip	● R126	8w	13'-6"	CYC GRND ROW
B4	(459)	22		Kliegl 8 Cell Cyc Strip	● R124	8w	13'-6"	CYC GRND ROW

C1	(458)	23		Kliegl 8 Cell Cyc Strip	● R127	8w	4'-6"	CYC GRND ROW
C2	(457)	24		Kliegl 8 Cell Cyc Strip	● R125	8w	4'-6"	CYC GRND ROW
C3	(456)	18		Kliegl 8 Cell Cyc Strip	● R126	8w	4'-6"	CYC GRND ROW
C4	(455)	17		Kliegl 8 Cell Cyc Strip	● R124	8w	4'-6"	CYC GRND ROW



GROUND ROW

U#	Chan	Dim	Ad	Instrument Type & Accessory	Clr & Gb	Load	XCoord	Purpose
D1	(458)	23		Kliegl 8 Cell Cyc Strip	● R127	8w	-4'-6"	CYC GRND ROW
D2	(457)	24		Kliegl 8 Cell Cyc Strip	● R125	8w	-4'-6"	CYC GRND ROW
D3	(456)	18		Kliegl 8 Cell Cyc Strip	● R126	8w	-4'-6"	CYC GRND ROW
D4	(455)	17		Kliegl 8 Cell Cyc Strip	● R124	8w	-4'-6"	CYC GRND ROW
E1	(454)	16		Kliegl 8 Cell Cyc Strip	● R127	8w	-13'-6"	CYC GRND ROW
E2	(453)	15		Kliegl 8 Cell Cyc Strip	● R125	8w	-13'-6"	CYC GRND ROW
E3	(452)	14		Kliegl 8 Cell Cyc Strip	● R126	8w	-13'-6"	CYC GRND ROW
E4	(451)	13		Kliegl 8 Cell Cyc Strip	● R124	8w	-13'-6"	CYC GRND ROW
F1	(454)	16		Kliegl 8 Cell Cyc Strip	● R127	8w	-22'-4"	CYC GRND ROW
F2	(453)	15		Kliegl 8 Cell Cyc Strip	● R125	8w	-22'-4"	CYC GRND ROW
F3	(452)	14		Kliegl 8 Cell Cyc Strip	● R126	8w	-22'-4"	CYC GRND ROW
F4	(451)	13		Kliegl 8 Cell Cyc Strip	● R124	8w	-22'-4"	CYC GRND ROW



CYC PIPE UPPER

U#	Chan	Dim	Ad	Instrument Type & Accessory	Clr & Gb	Load	XCoord	Purpose
A1	(412)	125		Kliegl 8 Cell Cyc Strip	● R127	8w	22'-4"	CYC
A2	(411)	126		Kliegl 8 Cell Cyc Strip	● R125	8w	22'-4"	CYC
A3	(410)	127		Kliegl 8 Cell Cyc Strip	● R126	8w	22'-4"	CYC
A4	(409)	128		Kliegl 8 Cell Cyc Strip	● R124	8w	22'-4"	CYC
B1	(412)	125		Kliegl 8 Cell Cyc Strip	● R127	8w	13'-6"	CYC
B2	(411)	126		Kliegl 8 Cell Cyc Strip	● R125	8w	13'-6"	CYC
B3	(410)	127		Kliegl 8 Cell Cyc Strip	● R126	8w	13'-6"	CYC
B4	(409)	128		Kliegl 8 Cell Cyc Strip	● R124	8w	13'-6"	CYC
C1	(408)	129		Kliegl 8 Cell Cyc Strip	● R127	8w	4'-6"	CYC
C2	(407)	130		Kliegl 8 Cell Cyc Strip	● R125	8w	4'-6"	CYC
C3	(406)	106		Kliegl 8 Cell Cyc Strip	● R126	8w	4'-6"	CYC
C4	(405)	105		Kliegl 8 Cell Cyc Strip	● R124	8w	4'-6"	CYC
D1	(408)	129		Kliegl 8 Cell Cyc Strip	● R127	8w	-4'-6"	CYC
D2	(407)	130		Kliegl 8 Cell Cyc Strip	● R125	8w	-4'-6"	CYC
D3	(406)	106		Kliegl 8 Cell Cyc Strip	● R126	8w	-4'-6"	CYC
D4	(405)	105		Kliegl 8 Cell Cyc Strip	● R124	8w	-4'-6"	CYC
E1	(404)	104		Kliegl 8 Cell Cyc Strip	● R127	8w	-13'-6"	CYC
E2	(403)	103		Kliegl 8 Cell Cyc Strip	● R125	8w	-13'-6"	CYC
E3	(402)	102		Kliegl 8 Cell Cyc Strip	● R126	8w	-13'-6"	CYC
E4	(401)	101		Kliegl 8 Cell Cyc Strip	● R124	8w	-13'-6"	CYC
F1	(404)	104		Kliegl 8 Cell Cyc Strip	● R127	8w	-22'-4"	CYC
F2	(403)	103		Kliegl 8 Cell Cyc Strip	● R125	8w	-22'-4"	CYC
F3	(402)	102		Kliegl 8 Cell Cyc Strip	● R126	8w	-22'-4"	CYC
F4	(401)	101		Kliegl 8 Cell Cyc Strip	● R124	8w	-22'-4"	CYC

DECK

U#	Chan	Dim	Ad	Instrument Type & Accessory	Clr & Gb	Load	XCoord	Purpose
1	(420)			UltratecFX Radiance Hazer		500w	-30'-8"	HAZE



US LIGHT TRUSS

U#	Chan	Dim	Ad	Instrument Type & Accessory	Clr & Gb	Load	XCoord	Purpose
1	(502)			High End SolaFrame2000		890w	11'-8"	MOVER
2	(501)			High End SolaFrame2000		890w	-11'	MOVER



Ceiling Slot 2

U#	Chan	Dim	Ad	Instrument Type & Accessory	Clr & Gb	Load	XCoord	Purpose
1	(35)	216		ETC Source4 10deg	R351+ R132	575w	16'	COOL FL
2	(5)	215		ETC Source4 10deg	R302+ R132	575w	14'-6"	WARM FL
3	(906)	214		ETC Source4 10deg	R132	575w	11'-6"	SPARE
4	(905)	213		ETC Source4 10deg	R132	575w	10'	SPARE
5	(34)	212		ETC Source4 10deg	R351+ R132	575w	7'-6"	COOL FL
6	(4)	211		ETC Source4 10deg	R302+ R132	575w	6'	WARM FL
7	(33)	210		ETC Source4 10deg	R132	575w	1'-6"	COOL FL
8	(3)	209		ETC Source4 10deg	R302+ R132	575w	0'	WARM FL
9	(904)	208		ETC Source4 10deg	R132	575w	-3'	SPARE
10	(32)	207		ETC Source4 10deg	R351+ R132	575w	-6'	COOL FL
11	(2)	206		ETC Source4 10deg	R302+ R132	575w	-7'-6"	WARM FL
12	(903)	205		ETC Source4 10deg	R132	575w	-10'	SPARE
13	(902)	204		ETC Source4 10deg	R132	575w	-11'-6"	SPARE
14	(901)	203		ETC Source4 10deg	R132	575w	-13'	SPARE
15	(31)	202		ETC Source4 10deg	R351+ R132	575w	-14'-6"	COOL FL
16	(1)	201		ETC Source4 10deg	R302+ R132	575w	-16'	WARM FL



Ceiling Slot 1

U#	Chan	Dim	Ad	Instrument Type & Accessory	Clr & Gb	Load	XCoord	Purpose
1	(40)	200		ETC Source4 19deg	R351+ R132	575w	16'-3"	COOL FL
2	(40)	199		ETC Source4 19deg	R351+ R132	575w	15'	COOL FL
3	(10)	198		ETC Source4 19deg	R302+ R132	575w	13'-6"	WARM FL
4	(10)	197		ETC Source4 19deg	R302+ R132	575w	12'	WARM FL
5	(39)	196		ETC Source4 19deg	R351+ R132	575w	10'-6"	COOL FL
6	(39)	195		ETC Source4 19deg	R351+ R132	575w	9'	COOL FL
7	(9)	194		ETC Source4 19deg	R302+ R132	575w	7'-6"	WARM FL
8	(9)	193		ETC Source4 19deg	R302+ R132	575w	6'	WARM FL
9	(910)	192		ETC Source4 19deg	R132	575w	4'-6"	SPARE
10	(38)	191		ETC Source4 19deg	R351+ R132	575w	3'	COOL FL
11	(38)	190		ETC Source4 19deg	R351+ R132	575w	1'-6"	COOL FL
12	(951)	189		ETC Source4 19deg	R132	575w	0'	CENTER ALLEY SPECIAL
13	(8)	188		ETC Source4 19deg	R302+ R132	575w	-1'-6"	WARM FL
14	(8)	187		ETC Source4 19deg	R302+ R132	575w	-3'	WARM FL
15	(908)	186		ETC Source4 19deg	R132	575w	-4'-6"	SPARE
16	(907)	185		ETC Source4 19deg	R132	575w	-6'	SPARE



Ceiling Slot 1

U#	Chan	Dim	Ad	Instrument Type & Accessory	Clr & Gb	Load	XCoord	Purpose
17	(37)	184		ETC Source4 19deg	R351+ R132	575w	-7'-6"	COOL FL
18	(37)	183		ETC Source4 19deg	R351+ R132	575w	-9'	COOL FL
19	(7)	182		ETC Source4 19deg	R302+ R132	575w	-10'-6"	WARM FL
20	(7)	181		ETC Source4 19deg	R302+ R132	575w	-12'	WARM FL
21	(36)	180		ETC Source4 19deg	R351+ R132	575w	-13'-6"	COOL FL
22	(36)	179		ETC Source4 19deg	R351+ R132	575w	-15'	COOL FL
23	(6)	178		ETC Source4 19deg	R302+ R132	575w	-16'-3"	WARM FL
24	(6)	177		ETC Source4 19deg	R302+ R132	575w	-17'-6"	WARM FL



SL BOOM 2-1

U#	Chan	Dim	Ad	Instrument Type & Accessory	Clr & Gb	Load	XCoord	Purpose
1	(184)			ETC Source4 26deg+18" Sidearm+ Light Acc S4A Template Holder	<input type="radio"/> C/C, T: R77893	575w	25'-1"	SL TXTR
1	(190)			ETC Source4 26deg+18" Sidearm+ Light Acc S4A Template Holder	<input type="radio"/> C/C, T: R77893	575w	25'-3"	SL TXTR
1	(183)			ETC Source4 26deg+18" Sidearm+ Light Acc S4A Template Holder	<input type="radio"/> C/C, T: R77893	575w	-25'-3"	SL TXTR
1	(189)			ETC Source4 26deg+18" Sidearm+ Light Acc S4A Template Holder	<input type="radio"/> C/C, T: R77893	575w	-25'-3"	SL TXTR
2	(186)			ETC Source4 26deg+18" Sidearm+ Light Acc S4A Template Holder	<input type="radio"/> C/C, T: R77893	575w	25'-1"	SL TXTR
2	(192)			ETC Source4 26deg+18" Sidearm+ Light Acc S4A Template Holder	<input type="radio"/> C/C, T: R77893	575w	25'-3"	SL TXTR
2	(185)			ETC Source4 26deg+18" Sidearm+ Light Acc S4A Template Holder	<input type="radio"/> C/C, T: R77893	575w	-25'-3"	SR TXTR
2	(191)			ETC Source4 26deg+18" Sidearm+ Light Acc S4A Template Holder	<input type="radio"/> C/C, T: R77893	575w	-25'-3"	SR TXTR
3	(164)			ETC Source4 26deg+18" Sidearm	<input type="radio"/> C/C	575w	25'-1"	SL HEAD
3	(170)			ETC Source4 26deg+18" Sidearm	<input type="radio"/> C/C	575w	25'-3"	SL HEAD
3	(163)			ETC Source4 26deg+18" Sidearm	<input type="radio"/> C/C	575w	-25'-3"	SR HEAD
3	(169)			ETC Source4 26deg+18" Sidearm	<input type="radio"/> C/C	575w	-25'-3"	SL HEAD
4	(166)			ETC Source4 26deg+18" Sidearm	<input type="radio"/> C/C	575w	25'-1"	SL HEAD
4	(172)			ETC Source4 26deg+18" Sidearm	<input type="radio"/> C/C	575w	25'-3"	SL HEAD
4	(165)			ETC Source4 26deg+18" Sidearm	<input type="radio"/> C/C	575w	-25'-3"	SR HEAD
4	(171)			ETC Source4 26deg+18" Sidearm	<input type="radio"/> C/C	575w	-25'-3"	SR HEAD




SL BOOM 2-1

U#	Chan	Dim	Ad	Instrument Type & Accessory	Clr & Gb	Load	XCoord	Purpose
5	(144)			ETC Source4 26deg+18" Sidearm	<input type="radio"/> C/C	575w	25'-1"	SL MID
5	(150)			ETC Source4 26deg+18" Sidearm	<input type="radio"/> C/C	575w	25'-3"	SL MID
5	(143)			ETC Source4 26deg+18" Sidearm	<input type="radio"/> C/C	575w	-25'-3"	SR MID
5	(149)			ETC Source4 26deg+18" Sidearm	<input type="radio"/> C/C	575w	-25'-3"	SR MID
6	(146)			ETC Source4 26deg+18" Sidearm	<input type="radio"/> C/C	575w	25'-1"	SL MID
6	(152)			ETC Source4 26deg+18" Sidearm	<input type="radio"/> C/C	575w	25'-3"	SL MID
6	(145)			ETC Source4 26deg+18" Sidearm	<input type="radio"/> C/C	575w	-25'-3"	SR MID
6	(151)			ETC Source4 26deg+18" Sidearm	<input type="radio"/> C/C	575w	-25'-3"	SR MID
7	(124)			Chauvet COLORado 3 Solo+Colorado 4-Panel Barn Door+18" Sidearm		187w	25'-1"	SL LED MID
7	(130)			Chauvet COLORado 3 Solo+Colorado 4-Panel Barn Door+18" Sidearm		187w	25'-3"	SL LED MID
7	(123)			Chauvet COLORado 3 Solo+Colorado 4-Panel Barn Door+18" Sidearm		187w	-25'-3"	SR LED MID
7	(129)			Chauvet COLORado 3 Solo+Colorado 4-Panel Barn Door+18" Sidearm		187w	-25'-3"	SR LED MID
8	(126)			Chauvet COLORado 3 Solo+Colorado 4-Panel Barn Door+18" Sidearm		187w	25'-1"	SL LED MID
8	(132)			Chauvet COLORado 3 Solo+Colorado 4-Panel Barn Door+18" Sidearm		187w	25'-3"	SL LED MID
8	(125)			Chauvet COLORado 3 Solo+Colorado 4-Panel Barn Door+18" Sidearm		187w	-25'-3"	SR LED MID
8	(131)			Chauvet COLORado 3 Solo+Colorado 4-Panel Barn Door+18" Sidearm		187w	-25'-3"	SR LED MID
9	(104)			ETC Source4 26deg+18" Sidearm	<input type="radio"/> C/C	575w	25'-1"	SL SHIN
9	(110)			ETC Source4 26deg+18" Sidearm	<input type="radio"/> C/C	575w	25'-3"	SL SHIN
9	(103)			ETC Source4 26deg+18" Sidearm	<input type="radio"/> C/C	575w	-25'-3"	SR SHIN
9	(109)			ETC Source4 26deg+18" Sidearm	<input type="radio"/> C/C	575w	-25'-3"	SR SHIN



SL BOOM 2-1

U#	Chan	Dim	Ad	Instrument Type & Accessory	Clr & Gb	Load	XCoord	Purpose
10	(106)			ETC Source4 26deg+18" Sidearm	<input type="radio"/> C/C	575w	25'-1"	SL SHIN
10	(112)			ETC Source4 26deg+18" Sidearm	<input type="radio"/> C/C	575w	25'-3"	SL SHIN
10	(105)			ETC Source4 26deg+18" Sidearm	<input type="radio"/> C/C	575w	-25'-3"	SR SHIN
10	(111)			ETC Source4 26deg+18" Sidearm	<input type="radio"/> C/C	575w	-25'-3"	SR SHIN



SL BOOM 1-1

U#	Chan	Dim	Ad	Instrument Type & Accessory	Clr & Gb	Load	XCoord	Purpose
1	(182)			ETC Source4 26deg+18" Sidearm+ Light Acc S4A Template Holder	<input type="radio"/> C/C, T: R77893	575w	24'	SL TXTR
1	(188)			ETC Source4 26deg+18" Sidearm+ Light Acc S4A Template Holder	<input type="radio"/> C/C, T: R77893	575w	24'-5"	SL TXTR
1	(181)			ETC Source4 26deg+18" Sidearm+ Light Acc S4A Template Holder	<input type="radio"/> C/C, T: R77893	575w	-23'-2"	SR TXTR
1	(187)			ETC Source4 26deg+18" Sidearm+ Light Acc S4A Template Holder	<input type="radio"/> C/C, T: R77893	575w	-24'	SR TXTR
<hr/>								
2	(162)			ETC Source4 26deg+18" Sidearm	<input type="radio"/> C/C	575w	24'	SL HEAD
2	(168)			ETC Source4 26deg+18" Sidearm	<input type="radio"/> C/C	575w	24'-5"	SL HEAD
2	(161)			ETC Source4 26deg+18" Sidearm	<input type="radio"/> C/C	575w	-23'-2"	SR HEAD
2	(167)			ETC Source4 26deg+18" Sidearm	<input type="radio"/> C/C	575w	-24'	SR HEAD
<hr/>								
3	(142)			ETC Source4 26deg+18" Sidearm	<input type="radio"/> C/C	575w	24'	SL MID
3	(148)			ETC Source4 26deg+18" Sidearm	<input type="radio"/> C/C	575w	24'-5"	SL MID
3	(141)			ETC Source4 26deg+18" Sidearm	<input type="radio"/> C/C	575w	-23'-2"	SR MID
3	(147)			ETC Source4 26deg+18" Sidearm	<input type="radio"/> C/C	575w	-24'	SR MID
<hr/>								
4	(122)			Chauvet COLORado 3 Solo+Colorado 4-Panel Barn Door+18" Sidearm		187w	24'	SL LED MID
4	(128)			Chauvet COLORado 3 Solo+Colorado 4-Panel Barn Door+18" Sidearm		187w	24'-5"	SL LED MID
4	(121)			Chauvet COLORado 3 Solo+Colorado 4-Panel Barn Door+18" Sidearm		187w	-23'-2"	SR LED MID
4	(127)			Chauvet COLORado 3 Solo+Colorado 4-Panel Barn Door+18" Sidearm		187w	-24'	SR LED MID



SL BOOM 1-1

U#	Chan	Dim	Ad	Instrument Type & Accessory	Clr & Gb	Load	XCoord	Purpose
5	(102)			ETC Source4 26deg+18" Sidearm	<input type="radio"/> C/C	575w	24'	SL SHIN
5	(108)			ETC Source4 26deg+18" Sidearm	<input type="radio"/> C/C	575w	24'-5"	SL SHIN
5	(101)			ETC Source4 26deg+18" Sidearm	<input type="radio"/> C/C	575w	-23'-2"	SR SHIN
5	(107)			ETC Source4 26deg+18" Sidearm	<input type="radio"/> C/C	575w	-24'	SR SHIN